

Please check the examination details below before entering your candidate information

Candidate surname	Other names
-------------------	-------------

**Pearson Edexcel**  
**International**  
**Advanced Level**

Centre Number

--	--	--	--	--

Candidate Number

--	--	--	--

**Thursday 14 January 2021**

Morning (Time: 1 hour 30 minutes)	Paper Reference <b>WME03/01</b>
-----------------------------------	---------------------------------

**Mathematics**  
**International Advanced Subsidiary/Advanced Level**  
**Mechanics M3**

**You must have:**  
Mathematical Formulae and Statistical Tables (Blue), calculator

Total Marks

--

**Candidates may use any calculator permitted by Pearson regulations. Calculators must not have the facility for symbolic algebra manipulation, differentiation and integration, or have retrievable mathematical formulae stored in them.**

**Instructions**

- Use **black** ink or ball-point pen.
- If pencil is used for diagrams/sketches/graphs it must be dark (HB or B).
- **Fill in the boxes** at the top of this page with your name, centre number and candidate number.
- Answer **all** questions and ensure that your answers to parts of questions are clearly labelled.
- Answer the questions in the spaces provided  
– *there may be more space than you need.*
- You should show sufficient working to make your methods clear. Answers without working may not gain full credit.
- Whenever a numerical value of  $g$  is required, take  $g = 9.8 \text{ m s}^{-2}$ , and give your answer to either two significant figures or three significant figures.

**Information**

- A booklet 'Mathematical Formulae and Statistical Tables' is provided.
- There are 7 questions in this question paper. The total mark for this paper is 75.
- The marks for **each** question are shown in brackets  
– *use this as a guide as to how much time to spend on each question.*

**Advice**

- Read each question carefully before you start to answer it.
- Try to answer every question.
- Check your answers if you have time at the end.
- If you change your mind about an answer, cross it out and put your new answer and any working underneath.

Turn over ►













Question 2 continued

DO NOT WRITE IN THIS AREA

DO NOT WRITE IN THIS AREA

DO NOT WRITE IN THIS AREA

Q2

(Total 10 marks)



3.

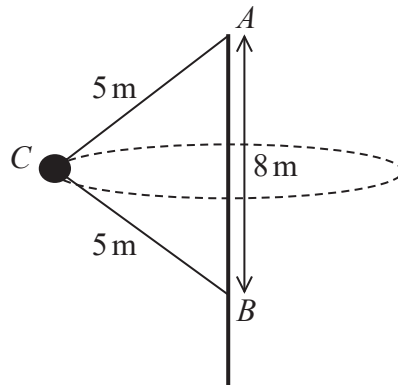


Figure 2

A fairground ride consists of a cabin  $C$  that travels in a horizontal circle with a constant angular speed about a fixed vertical central axis. The cabin is attached to one end of each of two rigid arms, each of length 5 m. The other end of the top arm is attached to the fixed point  $A$  at the top of the central axis of the ride. The other end of the lower arm is attached to the fixed point  $B$  on the central axis, where  $AB$  is 8 m, as shown in Figure 2.

Both arms are free to rotate about the central axis.

The arms are modelled as light inextensible rods.

The cabin, together with the people inside, is modelled as a particle.

The cabin completes one revolution every 2 seconds.

Given that the combined mass of the cabin and the people is 600 kg,

- (a) find
- (i) the tension in the upper arm of the ride,
  - (ii) the tension in the lower arm of the ride.
- (9)

In a refined model, it is assumed that both arms stretch to a length of 5.1 m.

- (b) State how this would affect the sum of the tensions in the two arms, justifying your answer.
- (2)

---

---

---

---

---

---

---

---









Question 3 continued

DO NOT WRITE IN THIS AREA

DO NOT WRITE IN THIS AREA

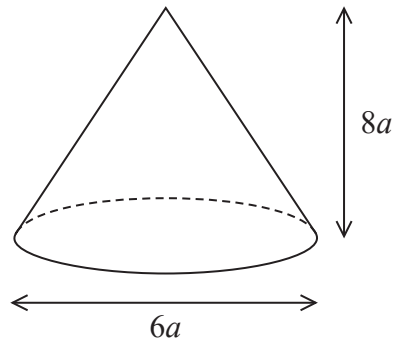
DO NOT WRITE IN THIS AREA

Q3

(Total 11 marks)



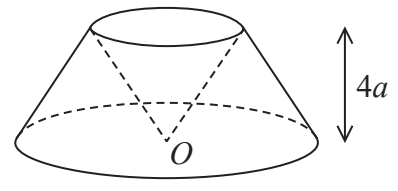
4.



**Figure 3**

A uniform right solid cone  $C$  has diameter  $6a$  and height  $8a$ , as shown in Figure 3.

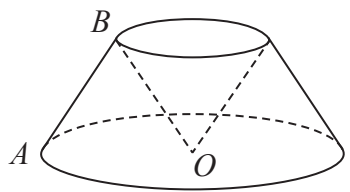
The solid  $S$  is formed by removing a cone of height  $4a$  from the top of  $C$  and then removing an identical, inverted cone. The vertex of the removed cone is at the point  $O$  in the centre of the base of  $C$ , as shown in Figure 4.



**Figure 4**

(a) Find the distance of the centre of mass of  $S$  from  $O$ . (5)

The point  $A$  lies on the circumference of the base of  $S$  and the point  $B$  lies on the circumference of the top of  $S$ . The points  $O$ ,  $A$  and  $B$  all lie in the same vertical plane, as shown in Figure 5.



**Figure 5**

The solid  $S$  is freely suspended from the point  $B$  and hangs in equilibrium.

(b) Find the size of the angle that  $AB$  makes with the downward vertical. (4)

---



---



---



---









5.

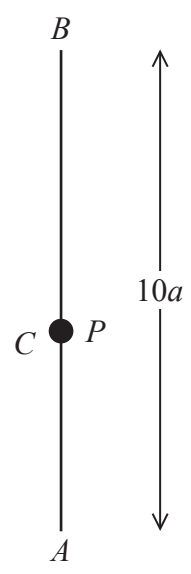


Figure 6

The fixed points,  $A$  and  $B$ , are a distance  $10a$  apart, with  $B$  vertically above  $A$ .

One end of a light elastic string, of natural length  $2a$  and modulus of elasticity  $2mg$ , is attached to a particle  $P$  of mass  $m$  and the other end is attached to  $A$ .

One end of another light elastic string, of natural length  $4a$  and modulus of elasticity  $6mg$ , is attached to  $P$  and the other end is attached to  $B$ .

The particle  $P$  rests in equilibrium at the point  $C$ , as shown in Figure 6.

(a) Show that each string has an extension of  $2a$ . (5)

The particle  $P$  is now pulled down vertically, so that it is a distance  $a$  below  $C$  and then released from rest.

(b) Show that in the subsequent motion,  $P$  performs simple harmonic motion. (4)

(c) Find, in terms of  $a$  and  $g$ , the speed of  $P$  when it is a distance  $\frac{7}{2}a$  above  $A$ . (4)

---

---

---

---

---

---

---

---

---

---









Question 5 continued

DO NOT WRITE IN THIS AREA

DO NOT WRITE IN THIS AREA

DO NOT WRITE IN THIS AREA

Q5

(Total 13 marks)



P 6 6 6 5 1 A 0 1 9 2 8







Question 6 continued

DO NOT WRITE IN THIS AREA

DO NOT WRITE IN THIS AREA

DO NOT WRITE IN THIS AREA

Q6

(Total 13 marks)



P 6 6 6 5 1 A 0 2 3 2 8







**Question 7 continued**

Lined writing area for the answer to Question 7.

DO NOT WRITE IN THIS AREA

DO NOT WRITE IN THIS AREA

DO NOT WRITE IN THIS AREA





**Question 7 continued**

Lined writing area for the answer to Question 7.

DO NOT WRITE IN THIS AREA

DO NOT WRITE IN THIS AREA

DO NOT WRITE IN THIS AREA





DO NOT WRITE IN THIS AREA

### Question 7 continued

---

---

---

---

---

---

---

---

---

---

---

---

---

---

---

---

---

---

---

---

---

---

---

---

---

---

---

---

---

---



Question 7 continued

Lined area for writing the answer to Question 7.

DO NOT WRITE IN THIS AREA

DO NOT WRITE IN THIS AREA

DO NOT WRITE IN THIS AREA

Q7

--	--

(Total 11 marks)

TOTAL FOR PAPER: 75 MARKS

END

